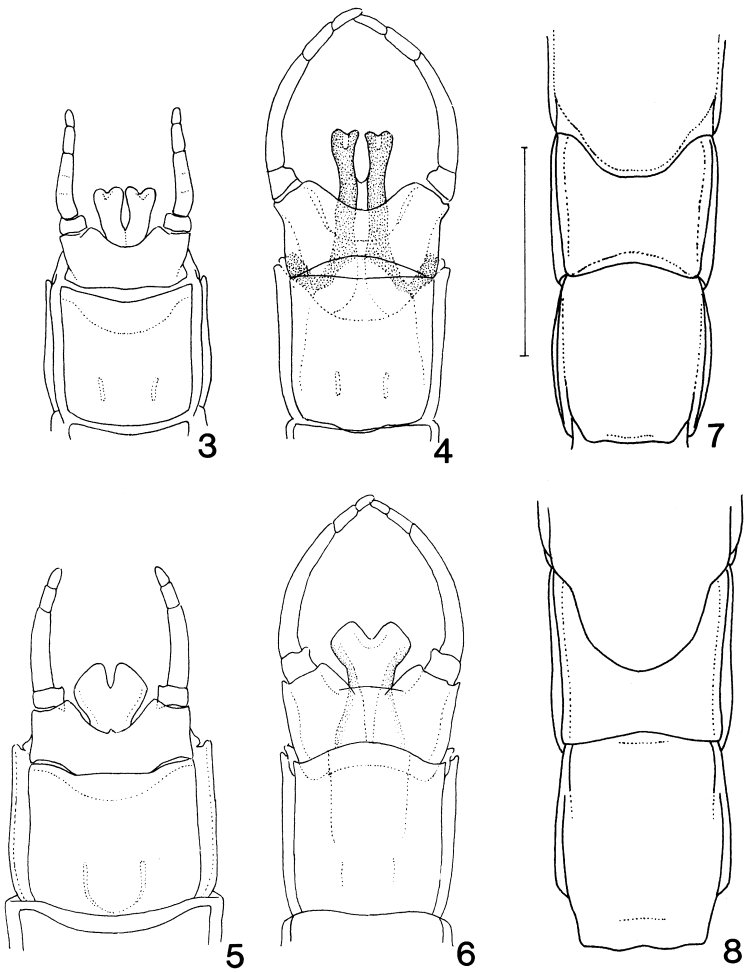
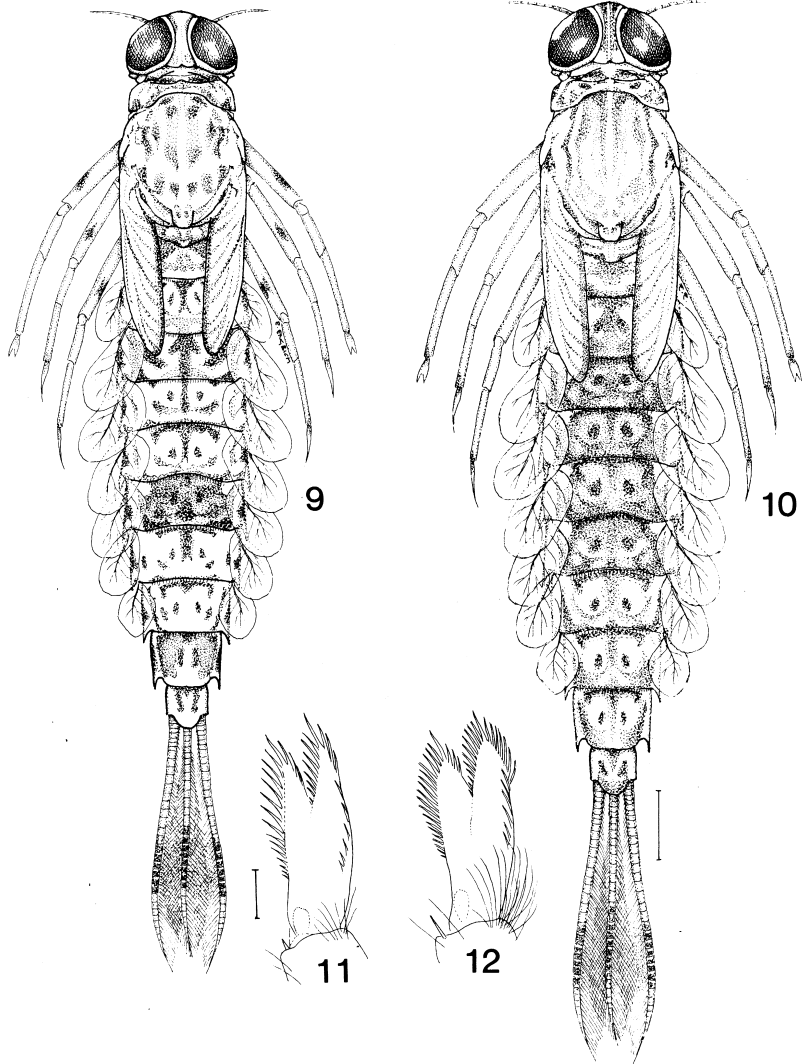


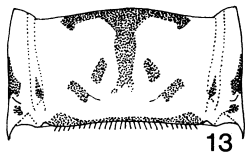
Figs. 1–2. *Metretopus borealis* (Eaton) — 1. Imago, righth wings, dorsal aspect. — 2. Female subimago, head, posterodorsal aspect. — Scale bars 1 mm.



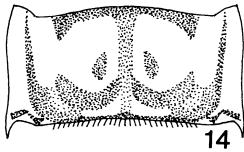
Figs. 3-8. *Metretopus*, imago and subimago. Top *M. borealis* (Eaton), bottom *M. alter* Bengtsson. — 3-6. Male, apex of abdomen, ventral aspect. 3, 5 subimago; 4, 6 imago. — 7-8. Female imago, abdominal segments 7-9, ventral aspect. — Scale bar 1 mm.



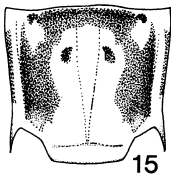
Figs. 9-12. *Metretopus*, mature nymph. — Left *M. borealis* (Eaton), right *M. alter* Bengtsson. — 9-10. Dorsal habitus.— 11-12. Protarsal claw, anterior aspect. — Different scale bars for 9-10 (right, 1 mm), and 11-12 (left, 0.1 mm).



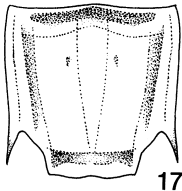
13



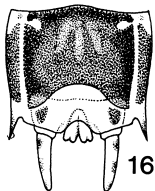
14



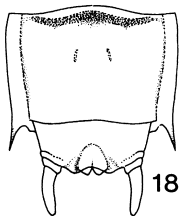
15



17



16



18

Figs. 13–18. *Metretopus*, mature nymph, abdominal segment. Left *M. borealis* (Eaton); right *M. alter* Bengtsson. — 13–14. Segment 7, dorsal view. — 15, 17. Female, segment 9, ventral view. — 16, 18 Male, segment 9, ventral view.